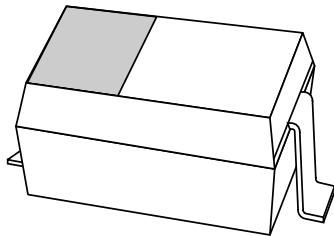


DATA SHEET



1PS76SB17 Schottky barrier diode

Preliminary specification
File under Discrete Semiconductors, SC01

1996 Oct 14

Schottky barrier diode

1PS76SB17

FEATURES

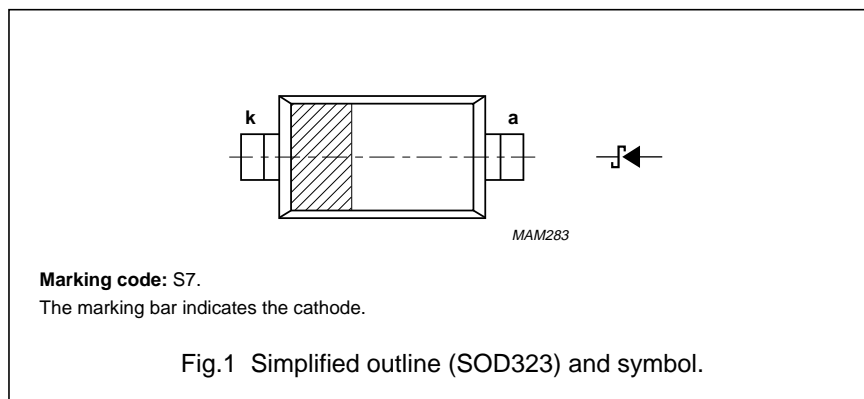
- Low forward voltage
- Low diode capacitance
- ESD > 500 V; Human body model
- Very small plastic SMD package.

APPLICATIONS

- UHF mixers
- Sampling circuits
- Modulators
- Phase detectors.

DESCRIPTION

Planar Schottky barrier diode encapsulated in a SOD323 very small plastic SMD package.



LIMITING VALUES

In accordance with the Absolute Maximum Rating System (IEC 134).

SYMBOL	PARAMETER	MIN.	MAX.	UNIT
V_R	continuous reverse voltage	–	4	V
I_F	continuous forward current	–	30	mA
T_{stg}	storage temperature	–65	+150	°C
T_j	junction temperature	–	100	°C

ELECTRICAL CHARACTERISTICS

$T_{amb} = 25\text{ °C}$ unless otherwise specified.

SYMBOL	PARAMETER	CONDITIONS	TYP.	MAX.	UNIT
V_F	forward voltage	see Fig.2 $I_F = 0.1\text{ mA}$	–	300	mV
		$I_F = 1\text{ mA}$	360	450	mV
		$I_F = 10\text{ mA}$	470	600	mV
I_R	reverse current	$V_R = 3\text{ V}$; see Fig.3	0.15	0.25	μA
C_d	diode capacitance	$f = 1\text{ MHz}$; $V_R = 0\text{ V}$; see Fig.4	0.8	1	pF
		$f = 1\text{ MHz}$; $V_R = 0.5\text{ V}$; see Fig.4	0.65	–	pF

THERMAL CHARACTERISTICS

SYMBOL	PARAMETER	CONDITIONS	VALUE	UNIT
$R_{th\ j-a}$	thermal resistance from junction to ambient	note 1	450	K/W

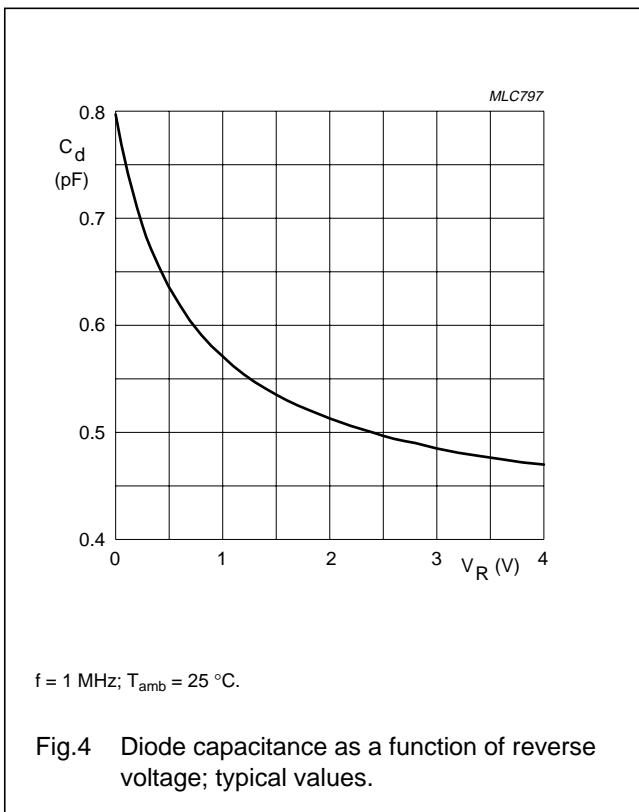
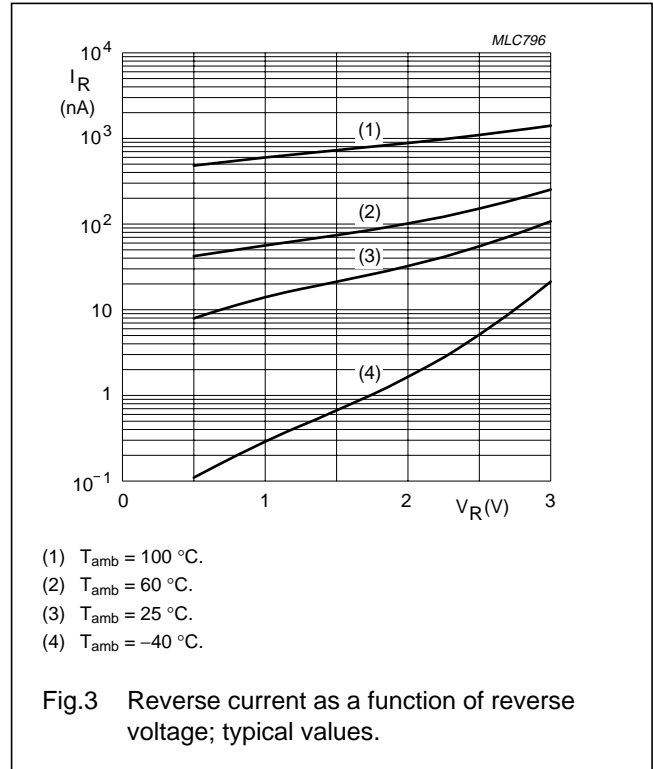
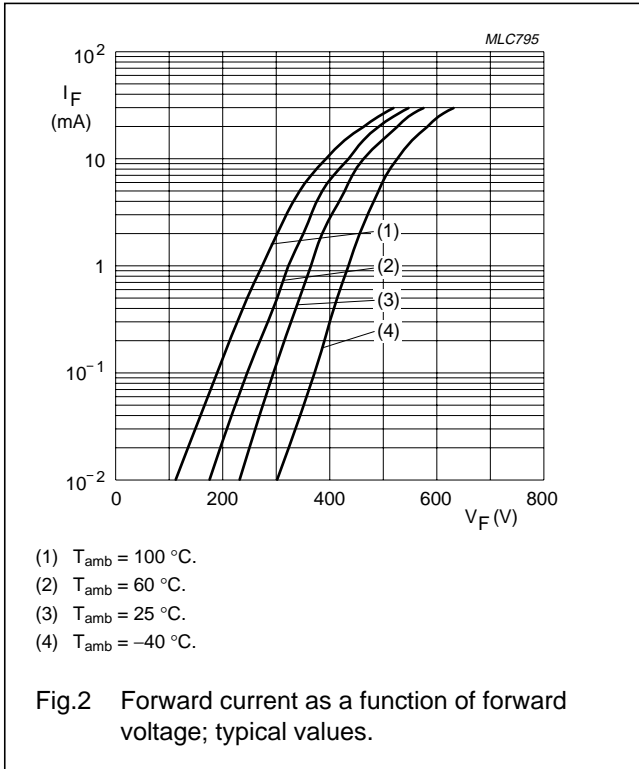
Note

1. Refer to SOD323 standard mounting conditions.

Schottky barrier diode

1PS76SB17

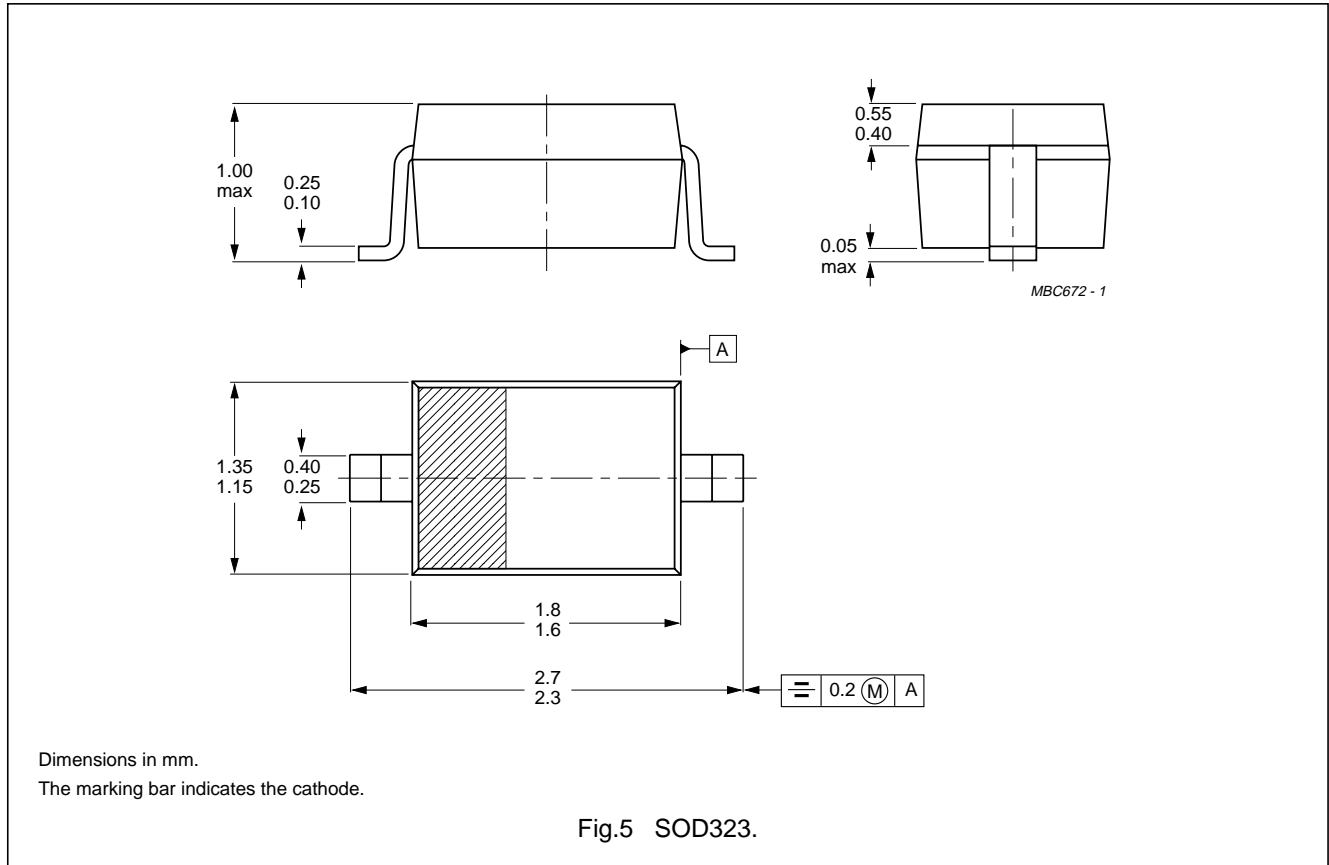
GRAPHICAL DATA



Schottky barrier diode

1PS76SB17

PACKAGE OUTLINE



DEFINITIONS

Data sheet status	
Objective specification	This data sheet contains target or goal specifications for product development.
Preliminary specification	This data sheet contains preliminary data; supplementary data may be published later.
Product specification	This data sheet contains final product specifications.
Limiting values	
Limiting values given are in accordance with the Absolute Maximum Rating System (IEC 134). Stress above one or more of the limiting values may cause permanent damage to the device. These are stress ratings only and operation of the device at these or at any other conditions above those given in the Characteristics sections of the specification is not implied. Exposure to limiting values for extended periods may affect device reliability.	
Application information	
Where application information is given, it is advisory and does not form part of the specification.	

LIFE SUPPORT APPLICATIONS

These products are not designed for use in life support appliances, devices, or systems where malfunction of these products can reasonably be expected to result in personal injury. Philips customers using or selling these products for use in such applications do so at their own risk and agree to fully indemnify Philips for any damages resulting from such improper use or sale.